



# Identifying the Elements of A Plot Diagram

Student Notes




# Plot Diagram



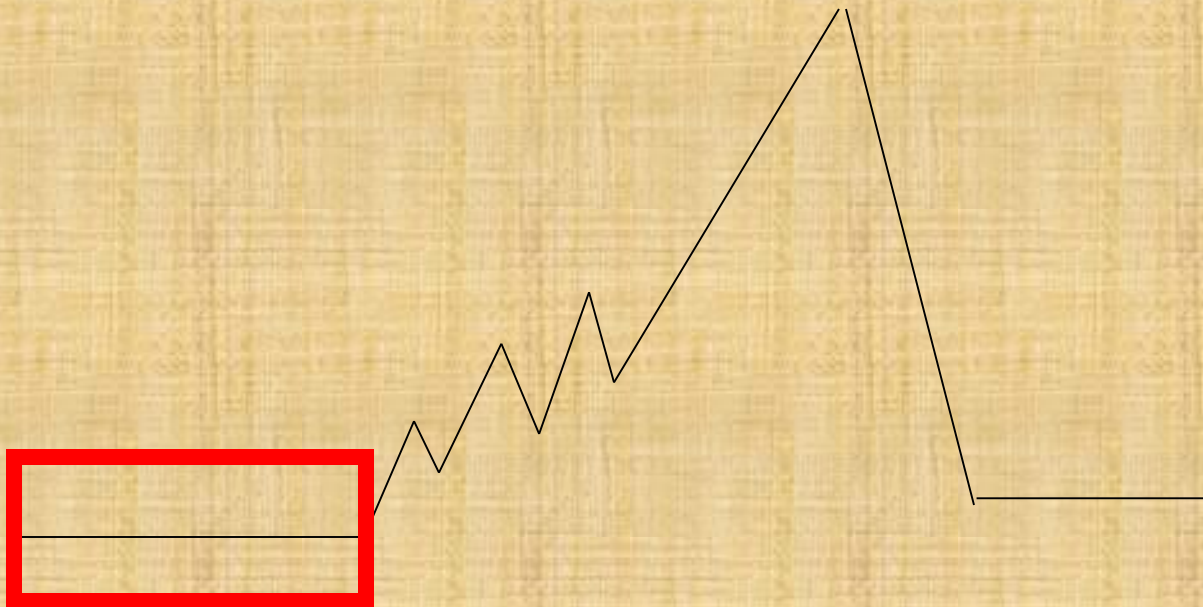
# **Plot (definition)**

- **Plot is the organized pattern or sequence of events that make up a story. Every plot is made up of a series of incidents that are related to one another.**



# 1. Exposition

- This usually occurs at the beginning of a short story. Here the characters are introduced. We also learn about the setting of the story. Most importantly, we are introduced to the main conflict (main problem).





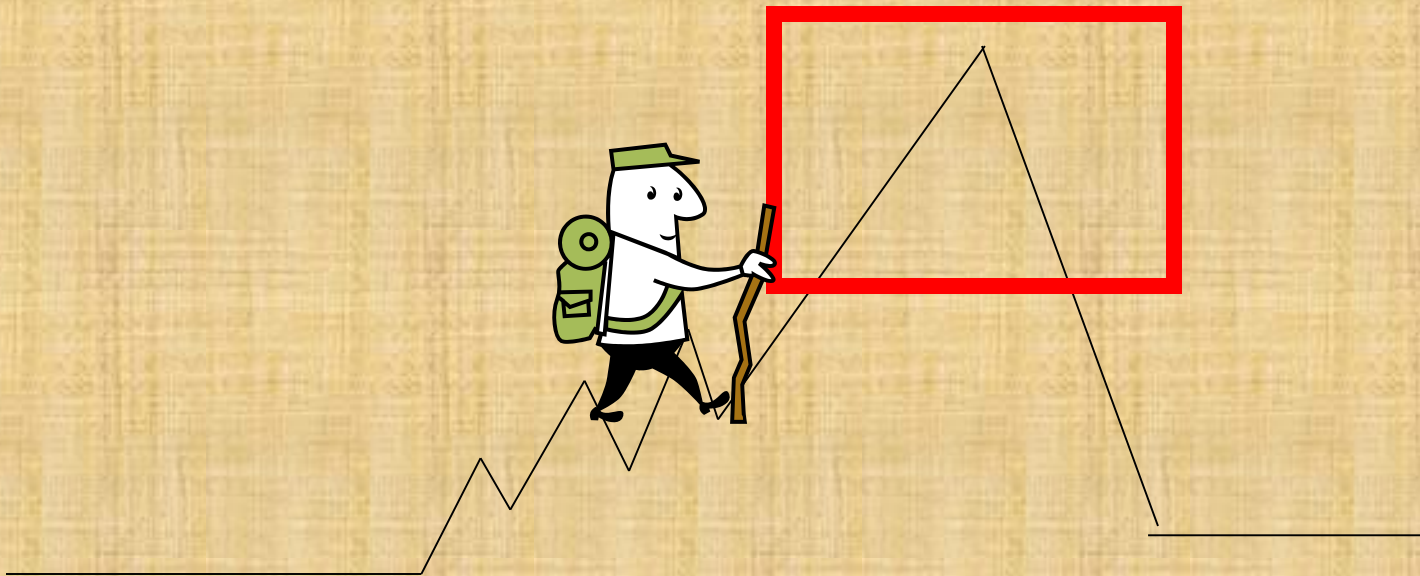
## 2. Rising Action

- This part of the story begins to develop the conflict(s). A building of interest or suspense occurs.



# 3. Climax

- **This is the turning point of the story. Usually the main character comes face to face with a conflict. The main character will change in some way.**



# 4. Falling Action

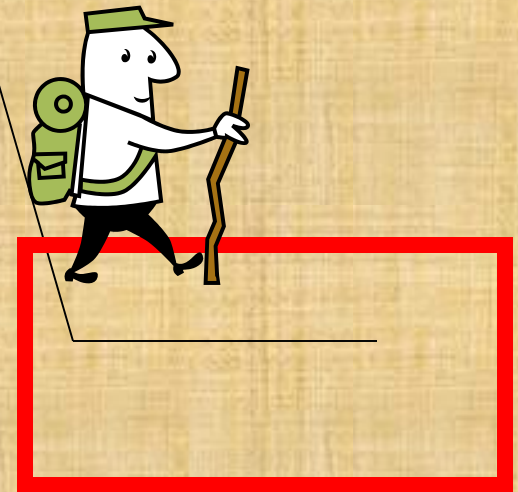
- All loose ends of the plot are tied up. The conflict(s) and climax are taken care of.






# 5. Resolution

- The story comes to a reasonable ending.



# Putting It All Together


1. Exposition



Beginning of  
Story

2. Rising Action

3. Climax



Middle of Story

4. Falling Action

5. Resolution



End of Story

# Plot Diagram

